


Senior Dog Vet Visit Tips

Help your senior dog get the best care—together. 



BE PREPARED, NOT STRESSED

A little preparation helps you and your vet focus on what matters most—your dog's comfort and quality of life.




1 MAKE A LIST

Note any changes you've noticed—big or small.

- Appetite & thirst
- Energy & activity
- Mobility
- Behavior & mood
- Sleep patterns
- Bathroom habits
- Anything else new or different

WHY IT HELPS


It's easy to forget things in the moment. Your list helps your vet get the full picture. 



2 BRING THE BASICS

- Current medications & supplements
- Doses and how often given
- Any recent test results or records

WHY IT HELPS


It helps your vet make informed decisions and avoid duplicating tests or treatments. 



3 PLAN FOR COMFORT

- Allow extra time—senior dogs may move slower
- Bring a non-slip mat or blanket
- Consider a shorter walk before the appointment

WHY IT HELPS


Small steps reduce stress and help your dog feel safer and more secure. 



4 TALK ABOUT QUALITY OF LIFE

- Share how your dog is doing day-to-day
- Ask about pain management
- Discuss future planning, including hospice and end-of-life care

WHY IT HELPS


These conversations ensure care decisions align with your dog's comfort and your family's values. 



5 DON'T GO IT ALONE

- Bring a trusted friend or family member for support
- It's okay to ask questions, take notes, or ask for things to be explained again

WHY IT HELPS

You deserve support, too. You're your dog's best advocate. 



YOUR INSIGHT IS POWERFUL

You know your dog better than anyone. Your observations help your veterinary team create the best plan for their comfort and quality of life.

We're in this together. Caring. Compassion. Complete Care. 